



LAWRENCE COUNTY

SCHOOL SYSTEM SNAPSHOT: 2021 EDITION*

14131 Market Street | Moulton, AL 35650 | (256) 905-2400

Superintendent

Jon Bret Smith

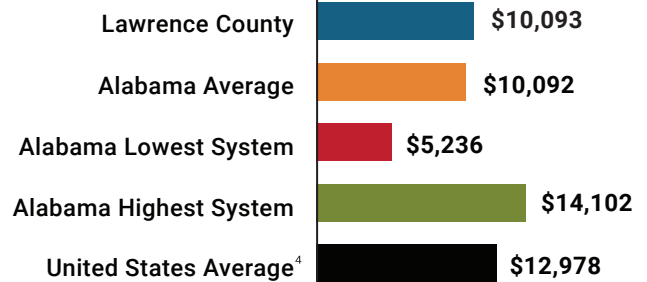
Board Members

Reta Waldrep, Shanon Terry, Christine Garner, Sabrina Barkley, Gary Bradford

\$3,347,985
Cost of One Month's
Operation/General Fund

2.50
Number of Months
Reserve Balance

Total Per-Pupil Expenditures (PPE)

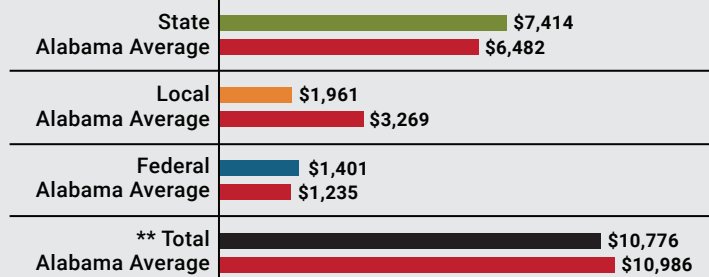


By the Numbers

	Schools ¹	13
	Students/ADM ²	4,578
	Free & Reduced Lunch.....	51%
	Community Eligibility Program.....	45%
	Number of Route Buses ³	83
	Buses 10 yrs. old or less.....	94%
	Students Bused.....	2,421
	Full-Time Employees.....	616
	Teachers.....	296
	Principals/ Assistant Principals.....	21
	Counselors.....	12
	Librarians.....	10
	Other Certified Employees.....	8
	Support Personnel.....	269

Per-Pupil Revenue Sources

Lawrence County Revenue Sources



21
STATE
RANK

106
LOCAL
RANK

59
FEDERAL
RANK

OVERALL SYSTEM RANK 73

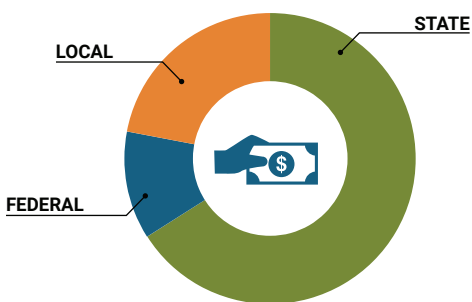
** Total Revenue Among 137 School Systems

* THIS REPORT INCLUDES FISCAL YEAR 2019 DATA

¹ Schools with enrollment, including Alternative and Career Technical Education
² Average Daily Membership
³ Data collected in FY19 and used for FY21 funding
⁴ 2019-2020 NEA Rankings of the States

School System Revenue

How was your school system funded?¹



\$33,939,956	STATE	65%
\$6,414,704	FEDERAL	12%
\$11,676,135	LOCAL	22%
— \$2,454,870	Local 10-Mill Match	
\$9,221,265	AVAILABLE LOCAL REVENUE	

VALUE OF 1-MILL
For Your School System

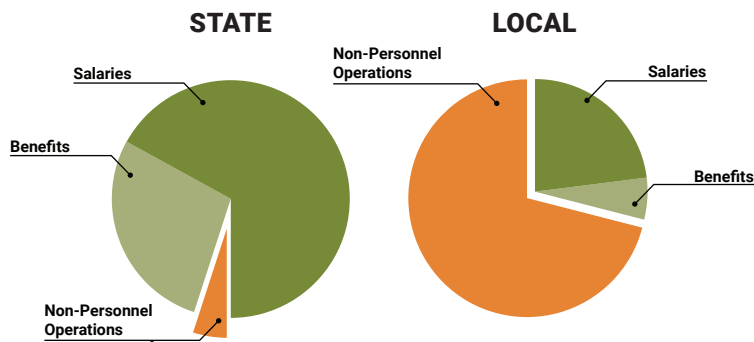
\$245,487

School System Spending

How did your school system spend state & local dollars?¹

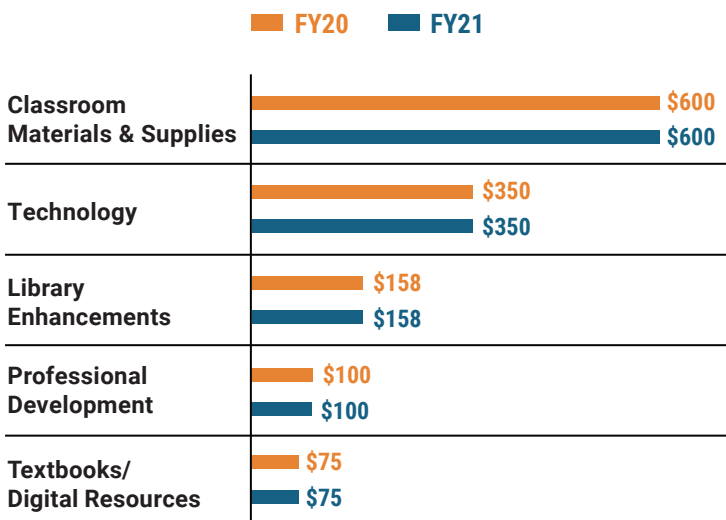
	STATE SPENDING ^{2,3}	LOCAL SPENDING ²
Salaries	\$21,707,399	\$1,719,454
Benefits	\$8,969,138	\$426,339
Non-Personnel Operations	\$1,695,384	\$5,377,348
TOTAL	\$32,371,921	\$7,523,141

¹ Revenues and expenditures may contain nominal variances
² Does not include debt service or capital outlay
³ Includes 10-mill match
⁴ Such as utilities, operations & maintenance, etc.

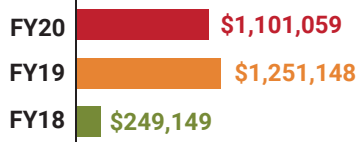


Only 5% of state funding is available for non-personnel expenditures⁴

Instructional Support



Educational Advancement & Technology Fund⁵



⁵ These one-time supplemental funds may be used for repairs and deferred maintenance, classroom instructional supplies, insurance for facilities, transportation, technology and school safety measures.

System Debt

TOTAL DEBT⁶	DEBT PER STUDENT
\$26,548,595	\$5,837

⁶ The debt totals in system audit reports may differ due to audit adjustments.